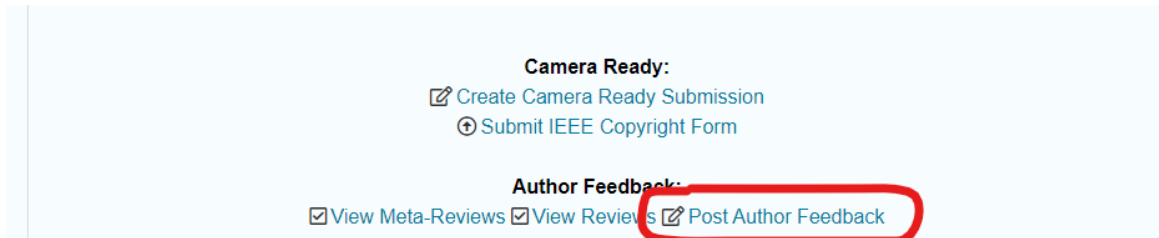


ICAC2024 Camera-ready submission procedure:

1. Revision: Thoroughly revise your paper as per the reviewers' comments and adhere strictly to the IEEE formatting guidelines detailed on our conference website

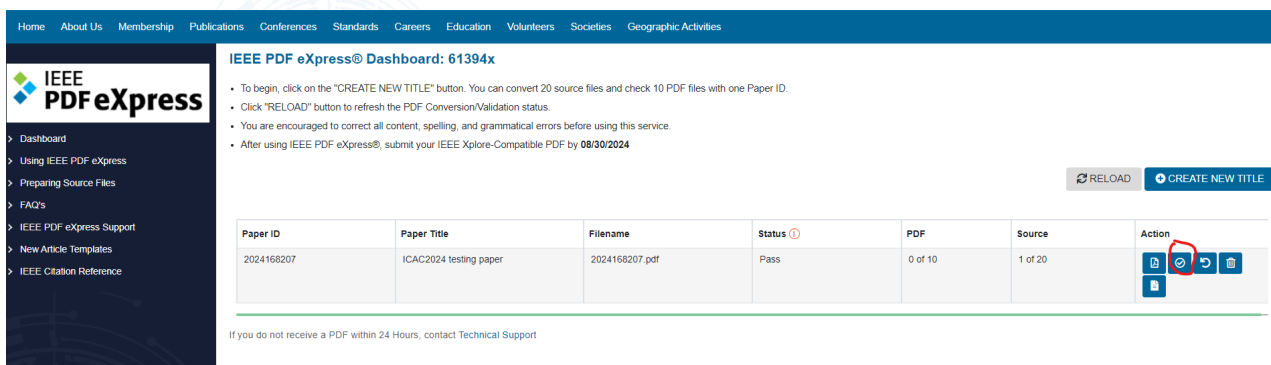
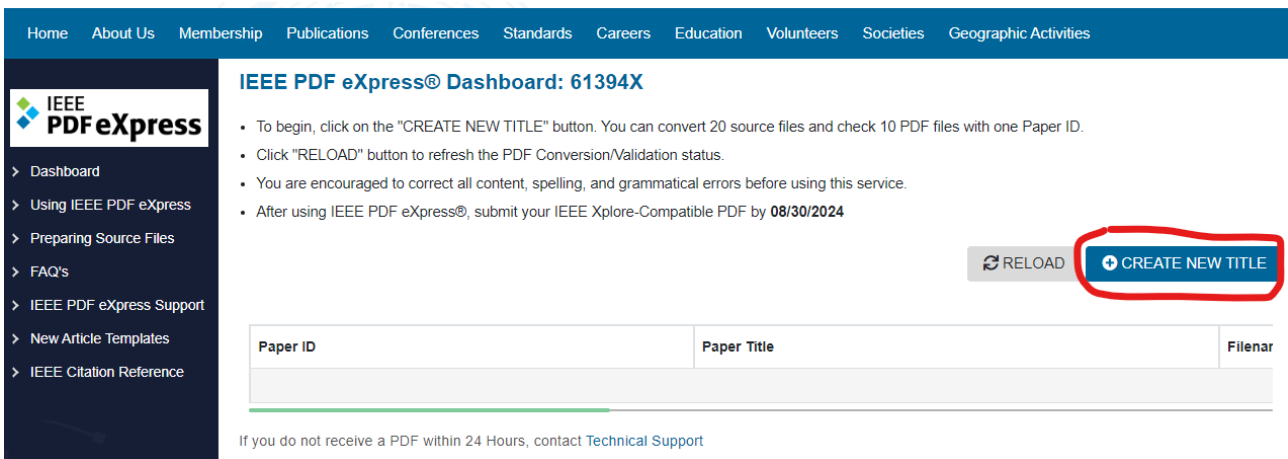
<https://cacsuk.co.uk/submission/>

2. Feedback to Reviewers: Provide your responses to the reviewers' comments using the "Post Author Feedback" function in the submission system.



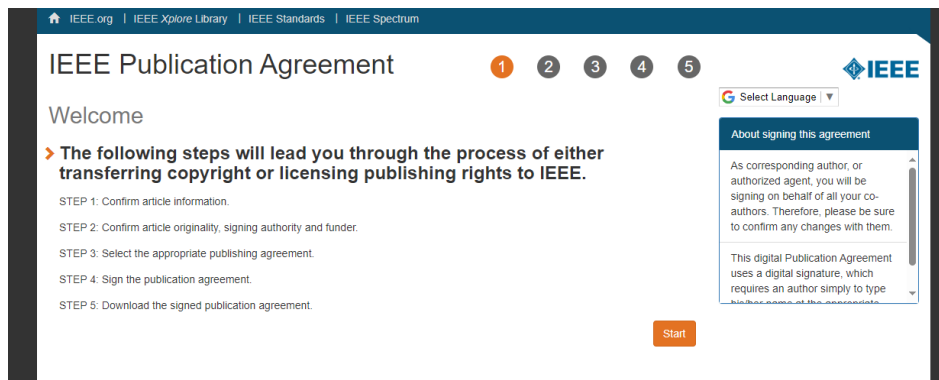
3. Camera-ready submission: Please submit the following documents to the ICAC2024 submission system by 10 July 2024.

- (1) **IEEE eXpress proofed manuscript (PDF)** -- The camera-ready manuscript should be certified by using IEEE PDF eXpress at <https://ieee-pdf-express.org/> (with Conference ID 61394X). You need to register the website, upload the paper, and submit the certified PDF generated by IEEE PDF eXpress to the ICAC2024 CMT submission website.



(press "approve paper" when your manuscript is ready)

You will then be guided to IEEE copyright website to go through the remaining procedure.



The completed copyright form should be saved as a PDF file and submit to the CMT submission portal.

Note: Failure to transfer the copyright to IEEE may result in delays or exclusion from the ICAC2024 conference proceedings and databases like IEEE Xplore Digital Library.